

# A Guide to Entrance Matting Specification

COBA flooring is a leading manufacturer of entrance matting solutions. Our products are designed to provide a long-lasting, durable, and easy-to-maintain solution for your entrance area. We offer a wide range of matting options to suit your specific needs and budget.

COBA flooring is a leading manufacturer of entrance matting solutions. Our products are designed to provide a long-lasting, durable, and easy-to-maintain solution for your entrance area. We offer a wide range of matting options to suit your specific needs and budget.

COBA flooring is a leading manufacturer of entrance matting solutions. Our products are designed to provide a long-lasting, durable, and easy-to-maintain solution for your entrance area. We offer a wide range of matting options to suit your specific needs and budget.

COBA flooring is a leading manufacturer of entrance matting solutions. Our products are designed to provide a long-lasting, durable, and easy-to-maintain solution for your entrance area. We offer a wide range of matting options to suit your specific needs and budget.

w

@

in















t

**COBA**  
flooring



---

# Contents

-  2. Home
-  3. Introduction
-  4. The Key Roles of Entrance Matting
-  5. The Cost of Insufficient Matting
-  6. Matting Zones
-  7. Suitability & Accessibility
-  8. Matting Styles
-  9. Creativity & Matting
-  10. Materials
-  11. Installation & Maintenance
-  12. BIM's Role in Matting Specification
-  13. Product Selector
-  14. At Your Service
-  15. More Content

---

# Interactivity

This is an interactive pdf. For ease of navigation click on the relevant icon at any time to jump to the chosen topic, click the home button to return to this menu.



## A word from Danni



Welcome to our Guide to Entrance Matting Specification. It's one of a series of informative guides produced by COBA Flooring to assist our clients during the all-important specification phase.

COBA Flooring, as part of the COBA group, is a global company headquartered in the UK, with over 30 years' experience in the matting industry.

As a British manufacturer, COBA is fast becoming the preferred choice of partner for many leading architects, specifiers and contractors for all their entrance matting needs.

We hope you find this guide helpful.

**Danni Cooke, Business Manager**

## Introduction



**Let's just start by saying that matting shouldn't be considered mundane!**

When it comes to entrance matting in the 21st century, there is so much choice available in terms of the style of system, the type of material and the design options. This makes it possible to combine style and creativity with functionality and practicality. Entrance matting is, after all, very often one of the first aesthetic features of a building that a visitor makes contact with on entry. Entrance matting should therefore become an integral part of a building's interior design.

Aside from its appearance, well-specified entrance matting is always going to perform better when it comes to protecting interior floor coverings and enhancing safety underfoot than one that doesn't meet the required standards. With the right care, it will also last longer too, providing best value for money.

Our handy Guide to Entrance Matting Specification explains more.





# The 3 key roles of entrance matting

Whether you are working on a new-build or a refurbishment project, the importance of entrance matting to floor level safety, cleanliness and interior appeal shouldn't be under-estimated.

## **Underfoot Safety:**

Safety in any building is paramount. Entrance matting plays a safety-critical function in helping to reduce the risk when walking on to smooth floors. The longer the matted area, the more moisture it will trap.

## **Dirt & Moisture Control:**

The obvious role of the entrance mat is to trap dirt and moisture on entry, and protect interior floor surfaces and coverings.

## **Appearance:**

It is often one of the last considerations within a building's specification, but the burning question is 'Why?' when it is one of the first 'floor finishes' that a visitor sees (and touches) on entry.





# The Cost of Insufficient Matting

Poorly specified or insufficient matting can lead to a host of hidden costs. From legal action resulting from slips and trips to cleaning charges, ensuring that your entrance is fit for use whilst removing dirt and moisture is vital.

By understanding factors such as traffic type, flow and environment you can avoid the potential pitfalls in entrance matting specification.



In retail, slips and trips account for half of claims from the public and a quarter from staff.



Floor coverings can account for up to 60% of a building's total cleaning and maintenance cost.



More than 70% of dirt and moisture in buildings is tracked in by pedestrian and wheeled traffic.

1 kg = £500

According to industry figures it can cost £500 to remove 1kg of dirt once inside a building. A single person can walk in about 0.58 grams of dirt per day (up to 10x this in wet weather).

MONTH 1 = £5,800

Therefore, one thousand people in 20 days (one working month) could generate 11kg – or £5,800 in potential cleaning costs.

Flow Rate	People Per Hour	Minimum Length	Dirt Removed
Low	< 80	3-4 metres	42%
Medium	up to 300	6-7 metres	64%
High	up to 600	8-10 metres	75%
Very High	Over 5000 (Per Day)	9-12 metres	90%

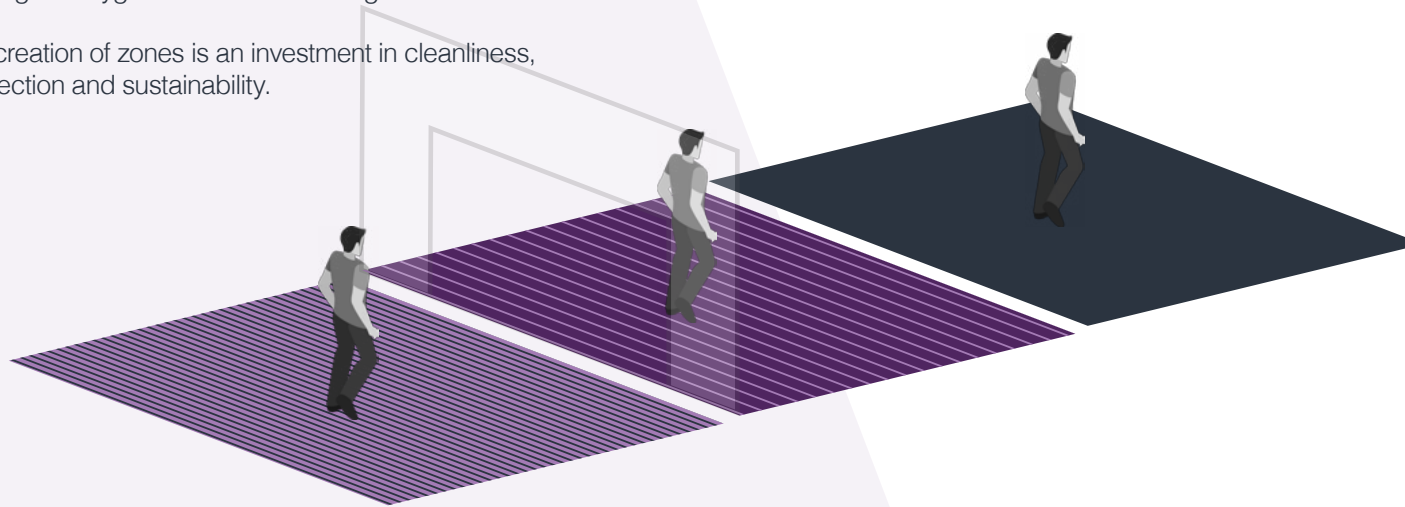
Building on guidelines from the HSL and EFSA , COBA Flooring recommends that the length of matting should be based on the number of people entering a premises per hour or per day.



# Creation of Entrance Zones

It is now widely considered within the industry that three matting 'zones' provide optimum cleaning performance, an important factor given that cleaning and hygiene standards are higher than ever.

Investing in the creation of zones is an investment in cleanliness, safety, floor protection and sustainability.



1

## Zone 1

Exterior – sometimes referred to as Primary Matting.

This is usually a mat with a robust 'scraper' surface to remove large dirt particles and moisture, often manufactured from rubber or PVC materials which can withstand outdoor weather conditions.

Often, an exterior mat will have an open holed surface to allow the debris to drop through to the underside.

2

## Zone 2

Interim – sometimes referred to as Secondary Matting.

This is the second phase of the matting sequence, in a main entrance perhaps within a revolving door system, or similar.

This should be fairly abrasive, but also have some carpet fibre content to retain moisture.

3

## Zone 3

Interior – covered or Tertiary Matting.

Finally, with the worst of the moisture and debris now removed, this internal matting is a high-performance product that finishes the dust removal and drying.

This could be an entrance mat with a softer pile, (nylon for example). This can be further supplemented with the addition of runners for walkways.





# Suitability and Accessibility Considerations

## Pedestrian foot traffic

We recommend you assess how much pedestrian foot traffic the building is going to be subjected to, and the typical style of footwear being worn.

This is important because certain matting designs are not suitable for high-heeled shoes. Equally, muddy work boots will require a more heavy-duty 'scraper' type mat than perhaps the average office or leisure shoe.

## Disabled Access – The Equality Act 2010

The Equality Act 2010 protects disabled people against discrimination and replaced the Disability Discrimination Act of 1995.

Part M of Building Regulations states that floor surface materials should not impede the movement of wheelchairs (eg. not coir matting) and changes to the floor material should not present a trip hazard.

Where matwells are present the surface of the mat should also be level with the adjacent floor finish. One wheelchair revolution requires a minimum of 2.5m length of matting

## Other Wheeled Access

Entrances very often have to accommodate other types of wheeled access too, such as push chairs and trolleys. Service trolleys, such as those used in retail, can be heavy therefore a matting system which can withstand the pressure from such weight is recommended.

This is especially important if an entrance mat has a bevelled edge, in which case it is best to opt for a product that has undergone 'impact-resistance' tests.



## Recessed Matwell or Laid to Surface installation

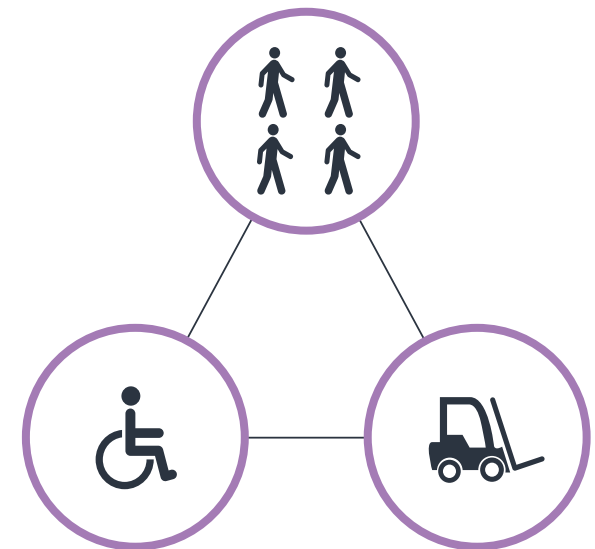
Depending on the type of matting you choose, there may need to be some sub-floor preparation. Product height should be taken into account. Some entrance mat products are available in standard or low profile height options.

## Recessed Matwells

Some entrance mats can only be installed in recessed matwells. A recessed matwell will ensure the matting system lays flush with the floor surface. Sub-floor preparation will need to be carried out.

## Laid to Surface Matting

If a mat stands proud of the floor surface (eg, where a matwell isn't present, it can create a trip hazard. Bevelled (ramped) edging should be incorporated into the design to reduce the risk of tripping, and allow easier wheeled/trolley access.





# Matting Styles

There is a great choice of entrance matting designs in today's market place. The main options include:

## Aluminium Systems

Heavy-duty entrance matting featuring aluminium bars and carpet or rubber insert materials, suitable for high volumes of pedestrian foot traffic.

Some aluminium systems are completely rigid, while others have PVC connecting joints making them more flexible, or are available in 'sections'. Aluminium systems are generally custom-made to order.

## Interlocking Tiles (Modular)

PVC tiles which connect together featuring a range of material inserts. Versatile, quick and easy to install and very often available ex-stock. Tiles can be lifted for cleaning, relocation or replacement.

## Carpet Tiles / Runners

Contract carpet tiles or runners that are generally glued to the floor the surface, usually suitable for recessed entrance wells and interior walkways/corridors.

## Individual Loose Lay Mats

Ideal for supplementing entrance mat systems, with products designed for exterior and interior applications.



# Surface Design

Surface design can impact both accessibility and maintenance as well as aesthetics.

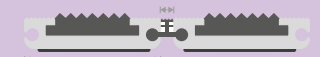

## Closed/Solid Surface

Matting designed with closed surfaces can be easier to clean as dirt rests on top of the mat for easy vacuuming, rather than falling through to the underside – the latter meaning that the matting system needs to be lifted to be cleaned properly.


## Open Hole Surface

These tend to be best suited as external scraper mats – care needs to be taken to ensure they are safe for use with high heel shoes and do not inhibit wheeled access for less able-bodied people.

Products such as [Plan.a](#) and the [Premier](#) range are available with the option of open or closed construction.



Closed/Solid Surface Profile



Open Hole Surface Profile





# Creativity & Matting

Entrance matting is often the first and last impression a visitor will have of your building.

When considered as part of your design there are plenty of creative ways to elevate the experience and even showcase your branding.

## Branding

Customised logos and messages can be a stylish addition to an entrance mat. Manufacturers produce logomats using a variety of printing or inlaying techniques depending on the quality of finish required.

## Colours & Materials

Reflect your brand's colour palette as accents in your matting to further immerse visitors in your brand. A huge variety of colours are available and some manufacturers even offer Pantone® matching services on select products.

A combination of different insert materials can also be considered to create contrast or separate areas.

## Creative Shapes

Not all entrances are square! Depending on preference, there are PVC tile products that can be cut to shape on site, or some entrance mats, such as those offered in aluminium, are custom made to order, whereby a templating service can be provided.

The ability to install matting in creative shapes can really add to an interior's design.





# Materials

Matting materials perform in different ways and the material choice therefore should be an important consideration during the specification phase.

Popular entrance matting materials include:

## Nylon

A synthetic material, nylon is one of the most 'luxurious' carpet finishes for entrance mats. It is very durable, resists crushing with a pile that effectively wipes moisture and is quick-drying, while offering resistance against fading too. Polyamide is also a type of nylon. Suitable for heavy-duty use.

## Polypropylene

A very popular entrance matting material, polypropylene fibres are more coarse to the touch. This abrasion gives the material good scraping properties. It is durable making it suitable for heavy-duty entrances and usually has a lower price point than nylon.

## Rubber

Rubber is ideal for all-weather conditions making it a popular material for scraper mats and suitable for outdoor applications (Zone 1). Rubber mats also generally provide more grip underfoot and therefore, have effective anti-slip properties.

## PVC

A popular base tile material, that can be used indoors or outdoors. PVC is a flexible material too, and does not support the growth of bacteria. It can also withstand the elements and is a popular external walkway material.

# Other Considerations

## Environmental Factors

The external environment has an impact on the matting that is selected e.g.

- Does the entrance come straight off the street?
- Is there a canopy to shield the entrance from elements such as wind and rain?

If not, more thought should be given to specifying a more heavy duty entrance mat that will be able to cope with harsher levels of dirt and moisture ingress. If under-specified, the mat will soon become saturated and unable to retain moisture and as a result these contaminants would be tracked onto surrounding floorcoverings, increasing the risk of slip, trip and fall accidents.

## Sustainability

Some entrance matting systems are manufactured from recycled materials which can support environmental policies.

Examples in COBA Flooring's range include the Premier range, made from 100% recycled PVC, and Treadwell, manufactured from 100% recycled rubber.

## Compatibility with Security Systems

This is more relevant to retail environments. Aluminium entrance systems, or any matting with an aluminium frame (eg has four sides of conductive metal) can sometimes set off security systems for no reason creating a 'Faraday Cage'. That is why some retail outlets prefer a PVC/carpet system over aluminium.

## UV Resistance

Some materials (and colours) fade quicker than others so this should be factored in if the entrance area is exposed to sunlight. Nylon, as a material, is especially resilient to fading.

## Flame Retardancy

Many entrance matting products are fire tested as obviously some materials are more flammable than others. Most manufacturers will detail fire test information within technical product specifications. BS EN 13501:1 Fire Test to Building Material which includes flooring materials is the European standard. Various products have different euro classifications eg, B(F2)S2.

## Slip Tests

Some entrance matting products have undergone tests to assess the risk of people slipping on the mat's surface. The most common, legally recognised method involves the Pendulum Test, which measures the dynamic co-efficient of friction.

It provides a Pendulum Test Value (PTV) with the guidelines being:

- 0 – 24 High Risk
- 25 – 35 Moderate risk
- >36 Low Risk





## Installation



Installation time, difficulty and cost should be considered in specification. Depending on the matting chosen your flooring contractor may need to call in an **Entrance Matting Specialist** to carry out the install.



A few suppliers, including COBA Flooring offer an installation service.



### Bespoke or Off-The-Shelf



Mats, such as aluminium systems, that are made to order will require a longer lead time for delivery. This can vary from manufacturer to manufacturer, and shipping may take longer if made outside of the UK.



All good manufacturers offer a templating service to help customers take accurate measurements for their bespoke matting requirements.



There are of course entrance matting options available ex-stock which can be a viable option, especially when lead time is tight.



### Installation Process

The installation process is often managed by the Contractor or Facility Manager, however it does occasionally fall under the remit of a Specifier or Architect.

Like any construction project delays and issues can be costly. Read our ebook [A Facility Manager's Guide to Entrance Matting Installation](#) for a step by step guide to executing a hassle-free install and avoiding common pitfalls.

## Cleaning & Maintenance

Matting's primary task is to prevent dirt and moisture from being walked into buildings.

To be effective, and to maximise its lifespan, entrance matting needs regular cleaning and maintenance, otherwise it will become soiled, crushed and serve very little purpose.

A well-specified entrance mat can help to reduce cleaning costs throughout a building by trapping the majority of it at the entrance. Choosing an entrance matting system that suits the frequency and preferred method of cleaning is advisable. Closed surface mats will make cleaning easier as dirt trapped on the top of the mat can be vacuumed with ease.

Matting may also need to be spot cleaned or for a deep clean, via the hot water extraction method.

Cleaning guidelines are available for all COBA's entrance matting products [here](#).





# BIM and Entrance Matting

BIM is a collaborative digital tool now widely used by architects during the design and specification phases of a build project to create a virtual 3D environment using 'BIM objects'.

Many entrance matting products are now listed in BIM Libraries with 'standardised' information that includes all key information such as dimensions, composition, performance and functionality.

A recent BIM Survey revealed that 71% of respondents now want manufacturers' BIM objects, such as BIM-ready entrance matting systems.

COBA Flooring' has stayed ahead of this trend with a range of BIM ready entrance matting products, these can be found in the [NBS National BIM Library](#) and [RIBA's Product Selector](#).







# Entrance Matting Product Selector

We've designed this handy Product Selector to help you choose the best entrance matting for your situation.

## Warranty



## Zone



## Contaminant



## Pedestrian Traffic



## Wheeled Traffic



Product	1,3,5 or 10 years	External	Intermediate (Matwell)	Internal (Surface)	Moisture	Dirt	Low	Medium	High	Very High	Light	Medium	Heavy	Max Duty
Plan.a	10		✓	✓	✓	✓	✓	✓	✓	✓	✓	✓	✓	✓
Plan.a (PVC Inserts only)	10	✓	✓			✓	✓	✓	✓	✓	✓	✓	✓	✓
Plan.b	5	✓	✓			✓	✓	✓	✓		✓	✓	✓	
Plan.c	10		✓		✓	✓	✓	✓	✓	✓	✓	✓	✓	✓
Plan.e	5	✓	✓		✓	✓	✓	✓	✓		✓	✓	✓	
PathMaster Alu	3		✓		✓	✓	✓	✓	✓	✓	✓			
PathMaster Duo	3		✓		✓	✓	✓	✓			✓			
PathMaster <sup>3</sup>	3		✓		✓	✓	✓	✓			✓			
Premier Track	5		✓		✓	✓	✓	✓	✓	✓	✓	✓	✓	✓
Premier Plus	5		✓		✓	✓	✓	✓	✓		✓	✓	✓	
Premier Rib	5	✓	✓		✓	✓	✓	✓	✓	✓	✓	✓	✓	
Premier Surface	5		✓	✓	✓	✓	✓	✓	✓		✓	✓	✓	
Treadwell	3	✓	✓	✓	✓	✓	✓	✓	✓		✓	✓	✓	
Octoroll	1	✓	✓			✓	✓	✓	✓		✓	✓	✓	
Precision Nib	1			✓	✓	✓	✓	✓			✓	✓		
Precision Loop	1			✓	✓	✓	✓	✓			✓	✓		
Alba	3			✓	✓	✓	✓	✓	✓		✓	✓		
Needlepunch	1			✓	✓	✓	✓	✓			✓	✓		
Toughrib Diagonal	1		✓	✓	✓	✓	✓	✓			✓	✓		
Toughrib Contract	1		✓	✓	✓	✓	✓	✓			✓			



# COBA Flooring, at your service

## About us

COBA Flooring is one of the largest matting manufacturers in Europe. From our state-of-the-art facility in Leicestershire, we design and manufacture many of our products here in the UK.

We partner our clients to offer support throughout each phase of the specification and purchase process, through to the installation and beyond. These include architects, specifiers, quantity surveyors, interior designers, flooring contractors and facilities managers.

We have decades of experience in the floor matting industry, and have used our design and engineering expertise to bring viable solutions to the entrance matting market.

Some of our products, such as our aluminium systems and logomats, are custom-made to order, while others are available ex-stock. We have products to suit most budgets, from 'economy' to 'premium' options.

## Get in touch

Our experienced sales and customer service teams are here to assist you with your project, however large or small.

From specification through to bespoke manufacture and installation, we support you every step of the way.

## Contact us today!



**Chris Stanley**  
Sales Director

**E:** [cstanley@cobaeurope.com](mailto:cstanley@cobaeurope.com)  
**T:** +44 (0)116 240 1161



**Danni Cooke**  
Business Manager

**E:** [dcooke@cobaeurope.com](mailto:dcooke@cobaeurope.com)  
**T:** +44 7860 917 712

[www.cobaflooring.com](http://www.cobaflooring.com)



- Home
- Information
- Stars
- GBP
- Up Arrow
- Settings
- Tools
- Lightbulb
- Search
- Wrench
- Grid
- Cursor
- Message
- Folder

# Still Hungry?

## There's more to read from COBA Flooring

Download the other publications within our Entrance Matting series or visit our [blog](#), for fresh insights, ideas, webinars and case studies!



Download Ebook



Download Ebook

# Entrance Architect

## Make an Entrance. Make an Impression.

Entrance Architect, the new app from COBA Flooring allows you to find the perfect entrance matting for your next project. Using a simple decision tree, with five easy to answer steps, we can narrow down your needs and recommend the most suitable entrance matting for your project.

Free on IOS or Android, Download today!

Download App!





# Thank you!



# COBA

flooring